

C O L O N Pcia Bs. As. Circuito "Emilio Reybet"
TC del NORTE Bonaerense Resultados 2da Fecha Campeonato FedeNor 19 y 20 - 05 - 2018

| PRIMER | | ENTRENAMIENTO | | FACUNDO PELUZZA | | Mejor Vta 1ra | | 52.759 a 98.94 km/h | |
|--------|-----|---------------------|-------------|-----------------|---------|---------------|------------|---------------------|--|
| Pos | Nº | Piloto | Tiempo Tot. | Diferencia | Vueltas | Tiempo | Mejor Vta. | Promedio | |
| 1 | 116 | PELUZA FACUNDO | | 0.000 | 4 | 52.759 | 1 | 98.94 km/h | |
| 2 | 140 | KELLY JJ | | 1.006 | 5 | 53.765 | 3 | 97.089 km/h | |
| 3 | 176 | ECHAVE CARLOS | | 2.398 | 5 | 55.157 | 2 | 94.639 km/h | |
| 4 | 188 | LAVARONI NICOLAS | | 2.508 | 3 | 55.267 | 3 | 94.451 km/h | |
| 5 | 104 | POSINKOVICH-FANUCCE | | 2.556 | 5 | 55.315 | 2 | 94.369 km/h | |
| 6 | 102 | TORRES ALEJANDRO | | 3.065 | 5 | 55.824 | 3 | 93.508 km/h | |
| 7 | 173 | CORNET MARTIN | | 3.427 | 5 | 56.186 | 2 | 92.906 km/h | |
| 8 | 103 | TALENTI SERGIO | | 4.033 | 5 | 56.792 | 5 | 91.914 km/h | |
| 9 | 318 | MELLA-TORRES | | 4.913 | 5 | 57.672 | 2 | 90.512 km/h | |
| 10 | 153 | DIAZ-GONZALEZ | | 6.512 | 5 | 59.271 | 2 | 88.07 km/h | |
| 11 | 125 | VALLEJOS FEDERICO | | 7.218 | 5 | 59.977 | 4 | 87.033 km/h | |
| 12 | 101 | CALLAUD CLAUDIO | | 0.000 | - | 0.000 | - | - | |

| SEGUNDO | | ENTRENAMIENTO | | FACUNDO PELUZZA | | Mejor Vta 2da | | 52.382 a 99.653 km/h | |
|---------|-----|---------------------|-------------|-----------------|---------|---------------|------------|----------------------|--|
| Pos | Nº | Piloto | Tiempo Tot. | Diferencia | Vueltas | Tiempo | Mejor Vta. | Promedio | |
| 1 | 116 | PELUZA FACUNDO | | 0.000 | 5 | 52.382 | 2 | 99.653 km/h | |
| 2 | 140 | KELLY JJ | | 0.518 | 5 | 52.900 | 2 | 98.677 km/h | |
| 3 | 101 | CALLAUD CLAUDIO | | 1.724 | 5 | 54.106 | 2 | 96.477 km/h | |
| 4 | 176 | ECHAVE CARLOS | | 1.737 | 5 | 54.119 | 4 | 96.454 km/h | |
| 5 | 102 | TORRES ALEJANDRO | | 2.118 | 5 | 54.500 | 4 | 95.78 km/h | |
| 6 | 188 | LAVARONI NICOLAS | | 2.428 | 4 | 54.810 | 4 | 95.238 km/h | |
| 7 | 173 | CORNET MARTIN | | 2.989 | 5 | 55.371 | 1 | 94.273 km/h | |
| 8 | 103 | TALENTI SERGIO | | 3.072 | 5 | 55.454 | 4 | 94.132 km/h | |
| 9 | 104 | POSINKOVICH-FANUCCE | | 3.165 | 5 | 55.547 | 5 | 93.974 km/h | |
| 10 | 318 | MELLA-TORRES | | 4.359 | 5 | 56.741 | 3 | 91.997 km/h | |
| 11 | 153 | DIAZ-GONZALEZ | | 5.829 | 5 | 58.211 | 4 | 89.674 km/h | |
| 12 | 125 | VALLEJOS FEDERICO | | 6.495 | 3 | 58.877 | 2 | 88.659 km/h | |

| GENERAL | | ENTRENAMIENTO | | FACUNDO PELUZZA | | Mejor Vta. 52.382 2do Entrenamiento | | | |
|---------|-----|---------------------|-------------|-----------------|---------|-------------------------------------|------------|----------|--|
| Pos | Nº | Piloto | Tiempo Tot. | ENTRE 1 | ENTRE 2 | Tiempo | Mejor Vta. | Promedio | |
| 1 | 116 | PELUZA FACUNDO | 52.382 | 52.759 | 52.382 | | | | |
| 2 | 140 | KELLY JJ | 52.900 | 53.765 | 52.900 | | | | |
| 3 | 101 | CALLAUD CLAUDIO | 54.106 | 0.000 | 54.106 | | | | |
| 4 | 176 | ECHAVE CARLOS | 54.119 | 55.157 | 54.119 | | | | |
| 5 | 102 | TORRES ALEJANDRO | 54.500 | 55.824 | 54.500 | | | | |
| 6 | 188 | LAVARONI NICOLAS | 54.810 | 55.267 | 54.810 | | | | |
| 7 | 104 | POSINKOVICH-FANUCCE | 55.315 | 55.315 | 55.547 | | | | |
| 8 | 173 | CORNET MARTIN | 55.371 | 56.186 | 55.371 | | | | |
| 9 | 103 | TALENTI SERGIO | 55.454 | 56.792 | 55.454 | | | | |
| 10 | 318 | MELLA-TORRES | 56.741 | 57.672 | 56.741 | | | | |
| 11 | 153 | DIAZ-GONZALEZ | 58.211 | 59.271 | 58.211 | | | | |
| 12 | 125 | VALLEJOS FEDERICO | 58.877 | 59.977 | 58.877 | | | | |

SE UTILIZARON 4 HS. 20' PARA REALIZAR LAS DOS TANDAS DE ENTRENAMIENTOS DE TRES CATEGORIAS
TC 850 TC del NORTE TC 4000

| General | | Clasificacion | | FACUNDO PELUZZA | | Mejor Vta 2da | | 52.526 a 99.379 km/h | |
|---------|-----|---------------------|-------------|-----------------|---------|---------------|------------|----------------------|--|
| Pos | Nº | Piloto | Tiempo Tot. | Diferencia | Vueltas | Tiempo | Mejor Vta. | Promedio | |
| 1 | 116 | PELUZA FACUNDO | | 0.000 | 4 | 52.526 | 2 | 99.379 km/h | |
| 2 | 140 | KELLY JJ | | 0.203 | 7 | 52.729 | 7 | 98.997 km/h | |
| 3 | 176 | ECHAVE CARLOS | | 1.147 | 7 | 53.673 | 7 | 97.256 km/h | |
| 4 | 102 | TORRES ALEJANDRO | | 1.447 | 7 | 53.973 | 1 | 96.715 km/h | |
| 5 | 188 | LAVARONI NICOLAS | | 1.803 | 7 | 54.329 | 3 | 96.081 km/h | |
| 6 | 103 | TALENTI SERGIO | | 1.950 | 7 | 54.476 | 5 | 95.822 km/h | |
| 7 | 104 | POSINKOVICH-FANUCCE | | 1.997 | 7 | 54.523 | 6 | 95.739 km/h | |
| 8 | 173 | CORNET MARTIN | | 2.614 | 7 | 55.140 | 7 | 94.668 km/h | |
| 9 | 125 | VALLEJOS FEDERICO | | 3.996 | 7 | 56.522 | 6 | 92.353 km/h | |
| 10 | 318 | MELLA-TORRES | | 5.112 | 7 | 57.638 | 2 | 90.565 km/h | |
| 11 | 153 | DIAZ-GONZALEZ | | 6.003 | 7 | 58.529 | 1 | 89.187 km/h | |
| 12 | 101 | CALLAUD CLAUDIO | | 16.367 | 2 | 1:08.893 | 1 | 75.77 km/h | |
| 13 | 111 | SIVORI CRISTIAN | | 17.235 | 2 | 1:09.761 | 1 | 74.827 km/h | |
| 14 | 110 | ALBARRACIN JYB | | 0.000 | - | 0.000 | - | 0 km/h | |

SANCION: EXCLUSION AUTO 111 SIVORI CRISTIAN POR RETIRAR EL VEHICULO DEL PARQUE CERRADO EL SABADO
POR LA NOCHE LARGA ULTIMO EN LA PRIMERA SERIE

SE UTILIZARON 1 hs. 20' PARA REALIZAR LAS DOS TANDAS DE CLASIFICACION

| P r i m e r a S E R I E FACUNDO PELUZZA Mejor Vta 2da 52.412 a 99.596 km/h | | | | | | | | | |
|--|-----|--|---------------------|-------------|------------|---------|--------|------------|-------------|
| Pos | Nº | | Piloto | Tiempo Tot. | Diferencia | Vueltas | Tiempo | Mejor Vta. | Promedio |
| 1 | 116 | | PELUZA FACUNDO | 7:02.599 | 0.000 | 8 | 52.412 | 2 | 99.596 km/h |
| 2 | 188 | | LAVARONI NICOLAS | 7:21.849 | 19.250 | 8 | 54.372 | 7 | 96.005 km/h |
| 3 | 176 | | ECHAVE CARLOS | 7:26.318 | 23.719 | 8 | 53.859 | 7 | 96.92 km/h |
| 4 | 104 | | POSINKOVICH-FANUCCE | 7:26.319 | 23.720 | 8 | 54.709 | 7 | 95.414 km/h |
| 5 | 111 | | SIVORI CRISTIAN | 7:45.246 | 42.647 | 8 | 56.569 | 2 | 92.277 km/h |
| 6 | 153 | | DIAZ-GONZALEZ | 7:46.784 | 44.185 | 8 | 57.082 | 7 | 91.447 km/h |
| 7 | 125 | | VALLEJOS FEDERICO | 6:44.122 | 1 lap | 7 | 56.543 | 2 | 92.319 km/h |

SANCION: RECARGO DE PUESTO AUTO 104 POSINCOVICH/FANUCCE POR MANIOBRA PELIGROSA EN PERJUICIO DEL AUTO 176 ECHAVECARLOS.

| S e g u n d a S E R I E KELLY J. J. Mejor Vta 2da 52.589 a 99.26 km/h | | | | | | | | | |
|---|-----|--|------------------|-------------|------------|---------|--------|------------|-------------|
| Pos | Nº | | Piloto | Tiempo Tot. | Diferencia | Vueltas | Tiempo | Mejor Vta. | Promedio |
| 1 | 140 | | KELLY JJ | 7:03.468 | 0.000 | 8 | 52.589 | 5 | 99.26 km/h |
| 2 | 102 | | TORRES ALEJANDRO | 7:21.191 | 17.723 | 8 | 54.590 | 5 | 95.622 km/h |
| 3 | 173 | | CORNET MARTIN | 7:25.548 | 22.080 | 8 | 55.179 | 5 | 94.601 km/h |
| 4 | 101 | | CALLAUD CLAUDIO | 7:34.399 | 30.931 | 8 | 54.684 | 2 | 95.458 km/h |
| 5 | 318 | | MELLA-TORRES | 7:41.121 | 37.653 | 8 | 55.972 | 6 | 93.261 km/h |
| 6 | 103 | | TALENTI SERGIO | 5:36.032 | 2 laps | 6 | 55.261 | 6 | 94.461 km/h |
| 7 | 110 | | ALBARRACIN JYB | 7:26.434 | 2 laps | 6 | 54.713 | 3 | 95.407 km/h |

| G E N E R A L S E R I E S FACUNDO PELUZZA SERIE MAS RAPIDA 1ra. 7:02.599 | | | | | | | | | |
|--|-----|--|---------------------|-------------|-----------|-----------|--------|------------|----------|
| Pos | Nº | | Piloto | Tiempo Tot. | SERIE 1ra | SERIE 2da | Tiempo | Mejor Vta. | Promedio |
| 1 | 116 | | PELUZA FACUNDO | 7:02.599 | 7:02.599 | - | | | |
| 2 | 140 | | KELLY JJ | 7:03.468 | - | 7:03.468 | | | |
| 3 | 102 | | TORRES ALEJANDRO | 7:21.191 | - | 7:21.191 | | | |
| 4 | 188 | | LAVARONI NICOLAS | 7:21.849 | 7:21.849 | - | | | |
| 5 | 173 | | CORNET MARTIN | 7:25.548 | - | 7:25.548 | | | |
| 6 | 176 | | ECHAVE CARLOS | 7:26.318 | 7:26.318 | - | | | |
| 7 | 104 | | POSINKOVICH-FANUCCE | 7:26.319 | 7:26.319 | - | | | |
| 8 | 101 | | CALLAUD CLAUDIO | 7:34.399 | - | 7:34.399 | | | |
| 9 | 318 | | MELLA-TORRES | 7:41.121 | - | 7:41.121 | | | |
| 10 | 111 | | SIVORI CRISTIAN | 7:45.246 | 7:45.246 | - | | | |
| 11 | 153 | | DIAZ-GONZALEZ | 7:46.784 | 7:46.784 | - | | | |
| 12 | 125 | | VALLEJOS FEDERICO | 6:44.122 | 6:44.122 | - | | | |
| 13 | 103 | | TALENTI SERGIO | 5:36.032 | - | 5:36.032 | | | |
| 14 | 110 | | ALBARRACIN JYB | 7:26.434 | - | 7:26.434 | | | |

| F I N A L FACUNDO PELUZZA Mejor Vta 4ta 52.724 a 99.006 km/h | | | | | | | | | |
|--|-----|--|---------------------|-------------|------------|---------|--------|------------|-------------|
| Pos | Nº | | Piloto | Tiempo Tot. | Diferencia | Vueltas | Tiempo | Mejor Vta. | Promedio |
| 1 | 116 | | PELUZA FACUNDO | 10:45.888 | 0.000 | 12 | 52.724 | 4 | 99.006 km/h |
| 2 | 176 | | ECHAVE CARLOS | 10:55.053 | 9.165 | 12 | 53.871 | 2 | 96.898 km/h |
| 3 | 102 | | TORRES ALEJANDRO | 10:55.594 | 9.706 | 12 | 54.196 | 9 | 96.317 km/h |
| 4 | 101 | | CALLAUD CLAUDIO | 10:55.799 | 9.911 | 12 | 53.804 | 11 | 97.019 km/h |
| 5 | 140 | | KELLY JJ | 11:00.064 | 14.176 | 12 | 52.747 | 5 | 98.963 km/h |
| 6 | 110 | | ALBARRACIN JYB | 11:01.694 | 15.806 | 12 | 54.167 | 12 | 96.369 km/h |
| 7 | 173 | | CORNET MARTIN | 11:05.173 | 19.285 | 12 | 54.733 | 5 | 95.372 km/h |
| 8 | 104 | | POSINKOVICH-FANUCCE | 11:06.787 | 20.899 | 12 | 54.380 | 9 | 95.991 km/h |
| 9 | 188 | | LAVARONI NICOLAS | 11:18.308 | 32.420 | 12 | 54.233 | 6 | 96.251 km/h |
| 10 | 103 | | TALENTI SERGIO | 11:18.962 | 33.074 | 12 | 54.421 | 2 | 95.919 km/h |
| 11 | 111 | | SIVORI CRISTIAN | 11:23.921 | 38.033 | 12 | 55.673 | 7 | 93.762 km/h |
| 12 | 125 | | VALLEJOS FEDERICO | 11:36.231 | 50.343 | 12 | 55.916 | 2 | 93.354 km/h |
| 13 | 318 | | MELLA-TORRES | 10:54.678 | 1 lap | 11 | 56.153 | 2 | 92.96 km/h |
| 14 | 153 | | DIAZ-GONZALEZ | 11:08.872 | 1 lap | 11 | 57.856 | 8 | 90.224 km/h |

| Pos | No. | NOM --- | <u>Tercera Serie</u> Vueltas | Tiempo | Diferencia | Prom. |
|-----|-----|------------|---------------------------------|--------|------------|-------|
|-----|-----|------------|---------------------------------|--------|------------|-------|

| Pos | No. | NOM --- | Repechaje Vueltas | Tiempo | Diferencia | Prom. |
|-----|-----|------------|----------------------|--------|------------|-------|
|-----|-----|------------|----------------------|--------|------------|-------|

| Pos | No. | <u>Super Clasificacion</u> | Vueltas | Tiempo | Diferencia | Prom. |
|-----|-----|----------------------------|---------|--------|------------|-------|
|-----|-----|----------------------------|---------|--------|------------|-------|

| Pos | No. | NOM EQU | <u>Super Clasificacion</u> Vueltas | Tiempo | Diferencia | Prom. |
|-----|-----|-------------|---------------------------------------|-----------|------------|-------|
| 1 | 4 | <u>DIEG</u> | 12 | 08:35.507 | | km/h |

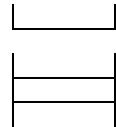
| | | | | | | |
|-----------|------------|-------------|----|-----------|--------|------|
| <u>2</u> | <u>36</u> | <u>ASC</u> | 12 | 08:36.226 | 00.719 | km/h |
| <u>3</u> | <u>115</u> | <u>ORI</u> | 12 | 08:38.049 | 2.542 | km/h |
| <u>4</u> | <u>118</u> | <u>Z</u> | 12 | 08:38.785 | 3.278 | km/h |
| <u>5</u> | <u>2</u> | <u>PRIN</u> | 12 | 08:40.598 | 5.091 | km/h |
| <u>6</u> | <u>5</u> | <u>SO</u> | 11 | 07:53.420 | 1 lap | km/h |
| <u>7</u> | <u>402</u> | <u>COLI</u> | 9 | 06:39.577 | 3 laps | km/h |
| <u>8</u> | <u>6</u> | <u>ELAN</u> | 7 | 05:13.871 | 5 laps | km/h |
| <u>9</u> | <u>189</u> | <u>OVIC</u> | 3 | 02:13.779 | 9 laps | km/h |
| <u>DQ</u> | <u>1</u> | <u>NNA</u> | 8 | 06:01.414 | | |

| Pos | No. | nom bre | <u>Final</u> Vueltas | Tiempo | Diferencia | Prom. |
|-----|-----|------------|-------------------------|--------|------------|-------|
|-----|-----|------------|-------------------------|--------|------------|-------|

| Pos | No. | NUM E | <u>Serie Complementaria</u> Vueltas | Tiempo | Diferencia | Prom. |
|-----|-----|----------|--|--------|------------|-------|
|-----|-----|----------|--|--------|------------|-------|

| Pos | No. | NOM | <u>Final Invitados</u> | Tiempo | Diferencia | Prom. |
|-----|-----|-----|------------------------|--------|------------|-------|
| | | | Vueltas | | | |

| Pos. | Nro. | <u>icaci</u> NOM | Tiempo | Vueltas | Diferencia | Prom. |
|------|------|---------------------|--------|---------|------------|-------|
|------|------|---------------------|--------|---------|------------|-------|



| | | | | | | |
|--|--|--|--|--|--|--|
| | | | | | | |
| | | | | | | |

| |
|--|
| |
| |
| |
| |
| |
| |
| |
| |
| |
| |
| |
| |
| |
| |
| |
| |
| |
| |
| |
| |
| |

| | | | | | | |
|--|--|--|--|--|--|--|
| | | | | | | |
| | | | | | | |
| | | | | | | |
| | | | | | | |
| | | | | | | |
| | | | | | | |
| | | | | | | |
| | | | | | | |
| | | | | | | |
| | | | | | | |
| | | | | | | |
| | | | | | | |
| | | | | | | |

| |
|--|
| |
| |
| |
| |
| |

| | | | | | | |
|--|--|--|--|--|--|--|
| | | | | | | |
| | | | | | | |

| | | | | | | |
|--|--|--|--|--|--|--|
| | | | | | | |
| | | | | | | |

| |
|--|
| |
| |
| |
| |
| |
| |
| |
| |
| |
| |
| |
| |
| |
| |
| |
| |
| |
| |
| |
| |
| |
| |
| |
| |
| |
| |
| |
| |
| |
| |
| |
| |

| | | | | | | |
|--|--|--|--|--|--|--|
| | | | | | | |
| | | | | | | |

| | | | | | | |
|--|--|--|--|--|--|--|
| | | | | | | |
| | | | | | | |

| |
|--|
| |
| |
| |
| |
| |
| |
| |

| |
|--|
| |
| |
| |

| |
|--|
| |
| |
| |
| |
| |
| |
| |
| |
| |
| |
| |

| |
|--|
| |
| |
| |

| | | | | | | |
|--|--|--|--|--|--|--|
| | | | | | | |
| | | | | | | |

| |
|--|
| |
| |
| |

| |
|--|
| |
| |
| |
| |
| |






| | | | | | | |
|--|--|--|--|--|--|--|
| | | | | | | |
| | | | | | | |

| |
|--|
| |
| |
| |
| |
| |
| |
| |
| |
| |
| |
| |
| |
| |
| |
| |
| |
| |
| |
| |
| |

| | | | | | | |
|--|--|--|--|--|--|--|
| | | | | | | |
| | | | | | | |

| |
|--|
| |
| |
| |
| |
| |
| |
| |
| |
| |
| |
| |
| |
| |
| |
| |
| |
| |
| |
| |
| |
| |

| |
|--|
| |
|--|



| | | | | | | |
|--|--|--|--|--|--|--|
| | | | | | | |
| | | | | | | |
| | | | | | | |

| |
|--|
| |
| |
| |

| | | | | | | |
|--|--|--|--|--|--|--|
| | | | | | | |
| | | | | | | |

| |
|--|
| |
| |
| |
| |
| |
| |

| | | | | | | |
|--|--|--|--|--|--|--|
| | | | | | | |
| | | | | | | |

| |
|--|
| |
| |
| |
| |
| |
| |
| |
| |
| |
| |
| |
| |
| |
| |
| |
| |
| |

┌

| |
|--|
| |
| |
| |
| |
| |
| |
| |
| |
| |
| |
| |

└

| |
|--|
| |
| |
| |
| |
| |
| |
| |
| |
| |
| |

| | | | | | | |
|--|--|--|--|--|--|--|
| | | | | | | |
| | | | | | | |

| |
|--|
| |
| |
| |
| |

| |
|--|
| |
| |
| |
| |

| |
|--|
| |
| |
| |
| |
| |
| |
| |
| |
| |
| |

| | | | | | | |
|--|--|--|--|--|--|--|
| | | | | | | |
| | | | | | | |




| |
|--|
| |
| |
| |
| |
| |
| |
| |
| |
| |
| |
| |
| |
| |
| |
| |
| |
| |
| |
| |
| |
| |
| |

| |
|--|
| |
| |
| |
| |
| |
| |
| |
| |

| | | | | | | |
|--|--|--|--|--|--|--|
| | | | | | | |
| | | | | | | |

| | | | | | | |
|--|--|--|--|--|--|--|
| | | | | | | |
| | | | | | | |

| | | | | | | |
|--|--|--|--|--|--|--|
| | | | | | | |
| | | | | | | |



| | | | | | | |
|--|--|--|--|--|--|--|
| | | | | | | |
| | | | | | | |
| | | | | | | |
| | | | | | | |
| | | | | | | |
| | | | | | | |
| | | | | | | |
| | | | | | | |
| | | | | | | |
| | | | | | | |

| | | | | | | |
|--|--|--|--|--|--|--|
| | | | | | | |
| | | | | | | |

| | | | | | | |
|--|--|--|--|--|--|--|
| | | | | | | |
| | | | | | | |

| | | | | | | |
|--|--|--|--|--|--|--|
| | | | | | | |
| | | | | | | |

| | | | | | | |
|--|--|--|--|--|--|--|
| | | | | | | |
| | | | | | | |

| | | | | | | |
|--|--|--|--|--|--|--|
| | | | | | | |
| | | | | | | |

L

| | | | | | | |
|--|--|--|--|--|--|--|
| | | | | | | |
|--|--|--|--|--|--|--|

| |
|--|
| |
| |
| |
| |
| |
| |
| |
| |
| |
| |
| |
| |
| |
| |
| |
| |
| |
| |
| |
| |

| |
|--|
| |
| |
| |
| |
| |
| |
| |
| |
| |
| |
| |
| |

| |
|--|
| |
| |
| |
| |


| |
|--|
| |
| |
| |
| |
| |
| |
| |
| |
| |
| |
| |

| |
|--|
| |
| |
| |
| |
| |
| |
| |
| |
| |
| |
| |



| | | | | | | |
|--|--|--|--|--|--|--|
| | | | | | | |
|--|--|--|--|--|--|--|


⌊

| | | | | | | |
|--|--|--|--|--|--|--|
| | | | | | | |
| | | | | | | |



| | | | | | | |
|--|--|--|--|--|--|--|
| | | | | | | |
| | | | | | | |





| Pos | No. | Nom bre | Segunda Serie | | | Prom. |
|-----|-----|------------|---------------|--------|------------|-------|
| | | | Vueltas | Tiempo | Diferencia | |



| Pos | No. | Nom bre | Final "B" Primera Parte Vueltas | Tiempo | Diferencia | Prom. |
|-----|-----|------------|------------------------------------|--------|------------|-------|
|-----|-----|------------|------------------------------------|--------|------------|-------|

| Pos | No. | Nom bre | Final "B" Segunda Parte Vueltas | Tiempo | Diferencia | Prom. |
|------------|------------|--------------------|--|---------------|-------------------|--------------|
|------------|------------|--------------------|--|---------------|-------------------|--------------|

| Pos | No. | Nom bre | Final Suma de Tiempos Vueltas | Tiempo | Diferencia | Prom. |
|------------|------------|--------------------|--|---------------|-------------------|--------------|
|------------|------------|--------------------|--|---------------|-------------------|--------------|

| | | | | | | |
|---|-----|---|---|--------|-------|--------|
| 1 | 100 | ZELJK OVICH JUAN SANTO S TOMA S | 5 | 51.895 | | 56,19 |
| 2 | 19 | SECRE TO,AG USTIN | 5 | 52.943 | 1.048 | 55,078 |
| 3 | 24 | | 5 | 54.559 | 2.664 | 53,447 |

| | | | | | | |
|---|-----|---|---|--------|-------|--------|
| 1 | 100 | ZELJK OVICH JUAN SANTO S TOMA S | 5 | 50.153 | | 58,142 |
| 2 | 19 | SECRE TO,AG USTIN | 5 | 51.605 | 1.452 | 56,506 |
| 3 | 24 | | 5 | 53.244 | 3.091 | 54,767 |

Tercera Exhibicion

| Pos | No. | Nom bre | Vueltas | Tiempo | Diferencia | Prom. |
|------------|------------|---|----------------|---------------|-------------------|--------------|
| 1 | 100 | ZELJK OVICH JUAN SECRE TO,AG USTIN | 5 | 49.754 | | 58,608 |
| 2 | 24 | SANTO S TOMA S | 5 | 51.852 | 2.098 | 56,237 |
| 3 | 19 | | 5 | 52.175 | 2.421 | 55,889 |

Cuarta Exhibicion

| Pos | No. | Nom bre | Vueltas | Tiempo | Diferencia | Prom. |
|-----|-----|------------------------------|---------|----------|------------|-------|
| 1 | 100 | ZELJK OVICH JUAN | 6 | 5:13.086 | | |
| 2 | 19 | SANTO S TOMA S | 6 | 5:24.367 | 11.281 | |
| 3 | 24 | SECRE TO,AG USTIN | 6 | 5:29.759 | 16.673 | |
| 4 | 111 | REIMU NDI FERNA NDO | 6 | 6:03.853 | 50.767 | |

Quinta Exhibicion

| Pos | No. | Nom bre | Vueltas | Tiempo | Diferencia | Prom. |
|-----|-----|------------------------------|---------|----------|------------|-------|
| 1 | 100 | ZELJK OVICH JUAN | 6 | 5:13.126 | | |
| 2 | 19 | SANTO S TOMA S | 6 | 5:23.081 | 9.955 | |
| 3 | 111 | REIMU NDI FERNA NDO | 6 | 5:51.261 | 38.135 | |
| 4 | 24 | SECRE TO,AG USTIN | 6 | 5:52.447 | 39.321 | |

Segunda Serie

| Pos | No. | Nom bre | Tiempo | Vueltas | Diferencia | Prom. |
|-----|-----|------------|--------|---------|------------|-------|
|-----|-----|------------|--------|---------|------------|-------|

| Pos | No. | Nom bre | Super Clasificacion Tiempo | Vueltas | Diferencia | Prom. |
|------------|------------|--------------------|---------------------------------------|----------------|-------------------|--------------|
|------------|------------|--------------------|---------------------------------------|----------------|-------------------|--------------|

Final "B"

| Pos | No. | Nom bre | Tiempo | Vueltas | Diferencia | Prom. |
|------------|------------|--------------------|---------------|----------------|-------------------|--------------|
|------------|------------|--------------------|---------------|----------------|-------------------|--------------|

2ª Serie

| Pos | No. | Nombre | Vuel. | Tiempo | Diferencia | M. Tiempo | Prom. |
|-----|-----|--------|-------|--------|------------|-----------|-------|
| | | | | | | | |
| | | | | | | | |
| | | | | | | | |
| | | | | | | | |
| | | | | | | | |
| | | | | | | | |
| | | | | | | | |
| | | | | | | | |
| | | | | | | | |

| | | | | | | | |
|--|--|--|--|--|--|--|--|
| | | | | | | | |
| | | | | | | | |
| | | | | | | | |
| | | | | | | | |
| | | | | | | | |
| | | | | | | | |
| | | | | | | | |
| | | | | | | | |
| | | | | | | | |
| | | | | | | | |
| | | | | | | | |

3ª Serie

| Pos | No. | Nombre | M. Tiempo | Tiempo Total | M. Vel. | Diferencia | Prom. |
|-----|-----|--------|-----------|--------------|---------|------------|-------|
| | | | | | | | |
| | | | | | | | |
| | | | | | | | |
| | | | | | | | |
| | | | | | | | |
| | | | | | | | |
| | | | | | | | |
| | | | | | | | |
| | | | | | | | |

Final "A"

| Pos | No. | Nombre | Vueltas | Tiempo | Diferencia | M. Vuelta | Prom. |
|-----|-----|--------|---------|--------|------------|-----------|-------|
| | | | | | | | |
| | | | | | | | |
| | | | | | | | |
| | | | | | | | |

| Final "B" | | | | | | |
|-----------|-----|------------|---------|--------|------------|-------|
| Pos | No. | Nom bre | Vueltas | Tiempo | Diferencia | Prom. |

| | | | Tercera Serie | | | |
|-----|-----|------------|----------------------|--------|------------|-------|
| Pos | No. | Nomb re | Vueltas | Tiempo | Diferencia | Prom. |

| Pos | No. | Nombre | Suma de Tiempos | | |
|-----|-----|--------|------------------------|--------|----------|
| | | | Vueltas | Tiempo | 1ª Parte |



Final "A"

| Pos | No. | Nomb | Vueltas | Tiempo | Diferencia | Prom. |
|-----|-----|------|---------|--------|------------|-------|
|-----|-----|------|---------|--------|------------|-------|

Final "B"

| Pos | No. | Nomb re | Vueltas | Tiempo | Diferencia | M. Vuelta | Prom. |
|-----|-----|------------|---------|--------|------------|-----------|-------|
|-----|-----|------------|---------|--------|------------|-----------|-------|

| Pos | No. | Nombre | Repechaje | | | |
|-----|-----|--------|-----------|--------|------------|-----------|
| | | | Vuel. | Tiempo | Diferencia | M. Tiempo |

2ª Serie

| Pos | No. | Nomb re | Vuel. | Tiempo | Diferencia | M. Tiempo | Prom. |
|-----|-----|------------|-------|--------|------------|-----------|-------|
|-----|-----|------------|-------|--------|------------|-----------|-------|

3ª Serie

| Pos | No. | Nomb re | Vuel. | Tiempo | Diferencia | M. Tiempo | Prom. |
|-----|-----|------------|-------|--------|------------|-----------|-------|
|-----|-----|------------|-------|--------|------------|-----------|-------|



[Redacted text block]

[Redacted text block]

[Redacted text block]

[Redacted text block]

[Redacted text block]

| | | | | | | | |
|--|--|--|--|--|--|--|--|
| | | | | | | | |
| | | | | | | | |
| | | | | | | | |
| | | | | | | | |
| | | | | | | | |

